



District Report Card: 2017


State: Odisha	District: Koraput
Class: 8	Subject: Language
Schools: 50	Students: 1254


Participation/Coverage


Students

GENDER 	Boys		Girls	
	Number	%	Number	%
	650	51.83	604	48.17

AREA 	Rural		Urban	
	Number	%	Number	%
	1087	86.68	167	13.32

CATEGORY 	SC		ST		OBC		GEN	
	Number	%	Number	%	Number	%	Number	%
	248	19.78	778	62.04	161	12.84	67	5.34

CWSN 	LD	VI	HI	S&LD	ID	Oth
	2	4	0	1	0	0

Management 	Government		Government-aided	
	Number	%	Number	%
	1211	96.57	43	3.43

Average Performance of Students in Language (%)

Overall	Gender		Area		Management		Social Group			
	Male	Female	Rural	Urban	Govt.	Aided	SC	ST	OBC	GEN
41.69	42.95	40.32	41.74	41.36	41.84	37.36	43.20	39.63	47.66	45.57

Performance on Learning Outcomes (LOs)

Learning Outcomes	Description	Average Performance(%)
L813	Read textual/non-textual materials with comprehension and identifies the details, characters, main idea and sequence of ideas and events while reading	41.69

Range of Performance of Students who Answered Correctly							
Below 30%		30% - 50%		50% - 75%		Above 75%	
Number	%	Number	%	Number	%	Number	%
406	32.38	402	32.06	374	29.82	72	5.74

Lowest Performing Learning Outcomes (LOs)

1 - Read textual/non-textual materials with comprehension and identifies the details, characters, main idea and sequence of ideas and events while reading (41.69)